

*“Marine Ingredients in Aquafeeds,  
availability, sustainability and  
contribution.”*

World Aquaculture Society  
Cape Town  
South Africa

Andrew Mallison and Neil Auchterlonie,  
IFFO The Marine Ingredients Organisation

June 28<sup>th</sup> 2017

# Who are we?

The International Trade Association for the Marine Ingredients Industry

# Our mission?

		Sustainable Utilisation	
Represent	Responsible Supply		Inform and Share
	Communicate	Invest in Science	

# Fishmeal & Fish Oil in the Media

**F3 [Fish-Free Feed] Challenge**

THE UNIVERSITY OF ARIZONA | Monterey Bay Aquarium | New England Aquarium



## Algae-based aquafeed firms breaking down barriers for fish-free feeds

By Cliff White  
Published on April 6, 2017




The future of aquaculture lies in fish-free feeds – and it isn't far away.



## Fish oil made from GM plant to be saviour of the oceans

**Finding a sustainable source of fish oils**

Scientists genetically modified canola to produce omega-3 fatty acids, which are essential for the health of many fish species. The new canola oil is rich in omega-3 fatty acids and can be used as a sustainable source of fish oils for aquaculture.



## Farmed fish don't need to eat fish

December 28, 2011 - 08:00

Article from **Nottingham The Norwegian Institute of Food, Fisheries and Aquaculture Research**

Fish has traditionally been an important ingredient of feed in aquaculture, now new research shows how farmed rainbow trout can eat feed completely free of fishmeal, while growing fast in good health.

**Feed Sustainability**  
Friday, 15 April 2016 • By Steven Summerfelt, Ph.D., Travis May, Curtis Crouse, M.S., John Davidson, M.S., Rick Barrows, Ph.D., Jason Mann, M.Sc. and Christopher Good, Ph.D., D.V.M.

## Fishmeal-free Atlantic salmon feed formulation shows promise

Joint research between TCCFI, USDA and EWOS uses new diet for post-smolt to food-size fish Freshwater Institute's Atlantic salmon in ice on the way to processing. Photo by K. Sharrer. The objective of this project was to evaluate the effects of a fishmeal-free diet on Atlantic salmon post-smolt performance and fillet quality during growout to market-size in a commercial-scale,...

## fishfarmingexpert.com An appetite for insects

The prospects of including insect-derived material in aquafeeds has been greeted positively by the three largest salmon feed producers in the world.

Author: Magnus Petersen

Old articles

Salmon feeds that contain no wild-caught fishmeal will shortly be available to Australian farmers.

## Fishmeal-free feed in the pipeline

Rob Fletcher

The news comes the commercial launch of a prawn feed – Perform Plus NoCatch – by Ridley Aquafeed, which contains no wild-caught fish.



## Alltech focused on algae derived DHA for fish feed

By Aerin Einstein-Curtis  
24-May-2016  
Last updated on 24-May-2016 at 12:41 GMT

## Calysta says gas to fishmeal replacement protein on path to commercialization

By Jane Byrne  
14-Jan-2016  
Last updated on 18-Jan-2016 at 09:17 GMT



Species | Products | Sustainability | Research & Innovation | Our story

News, Events & Publications > News > Fishmeal-free breakthrough for Skretting

## Fishmeal-free breakthrough for Skretting

4 May 2016

## Dartmouth

Search this Site

Stay Connected to Dartmouth on:  
Facebook  
YouTube  
Flickr

## Dartmouth Team Makes Breakthrough Toward Fish-Free Aquaculture Feed

June 2, 2016 – Dartmouth College scientists have discovered that marine microalgae can completely replace the wild fish oil currently used to feed tilapia, the second most farmed fish in the world and the most widely farmed in the United States.

## Press Releases



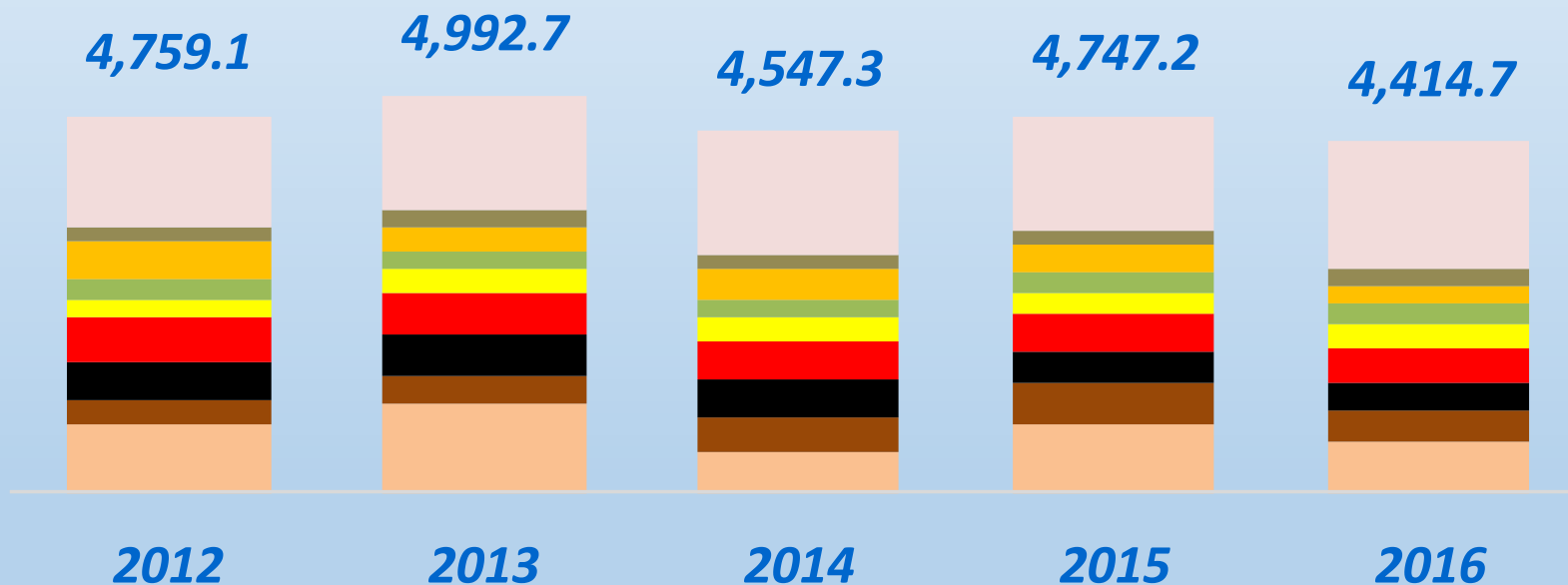
"We reckon it will become the gold standard in fishmeal replacement," says Calysta CEO Alan Straw © istock.com/MacKever

# Process:

## Mass Balance Marine Ingredients production (2010)



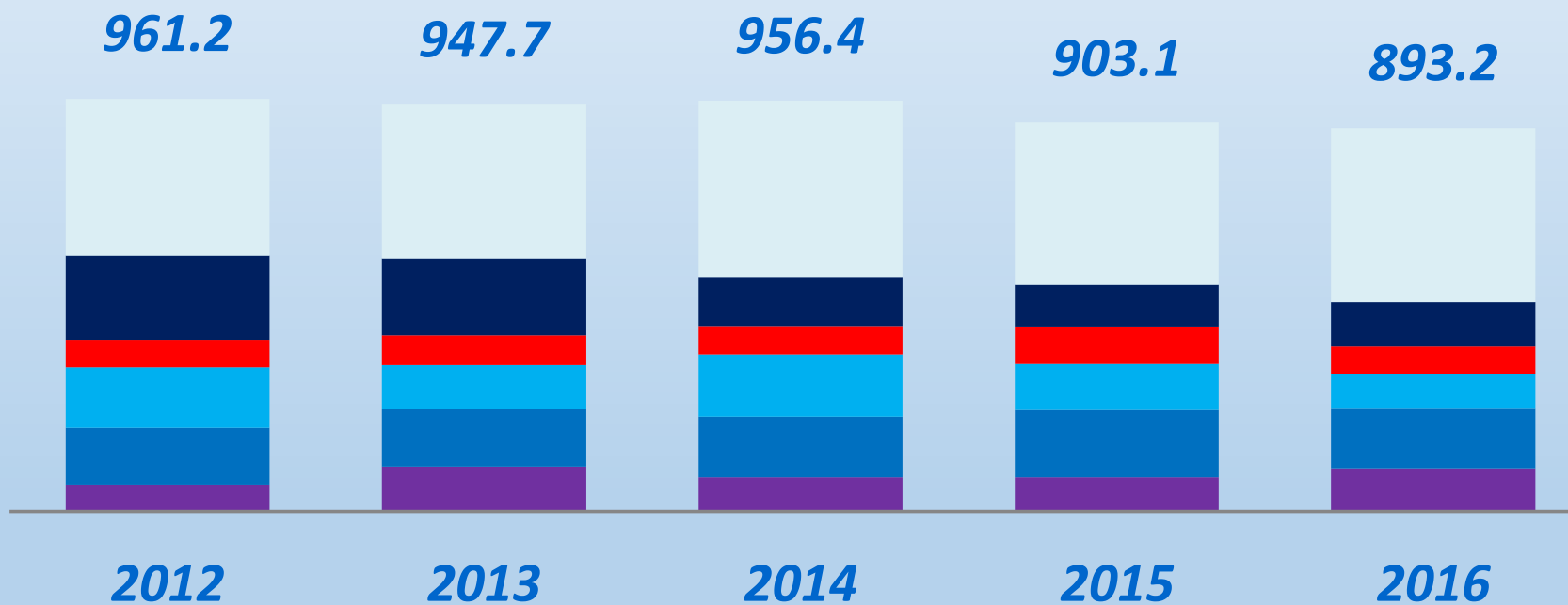
## Fishmeal world production ('000 mt)



\*Scandinavia: Denmark, Norway, Iceland

## Fish oil world production ('000 mt)

■ U.S.A ■ Scandinavia\* ■ Chile ■ China,PR ■ Peru ■ Other

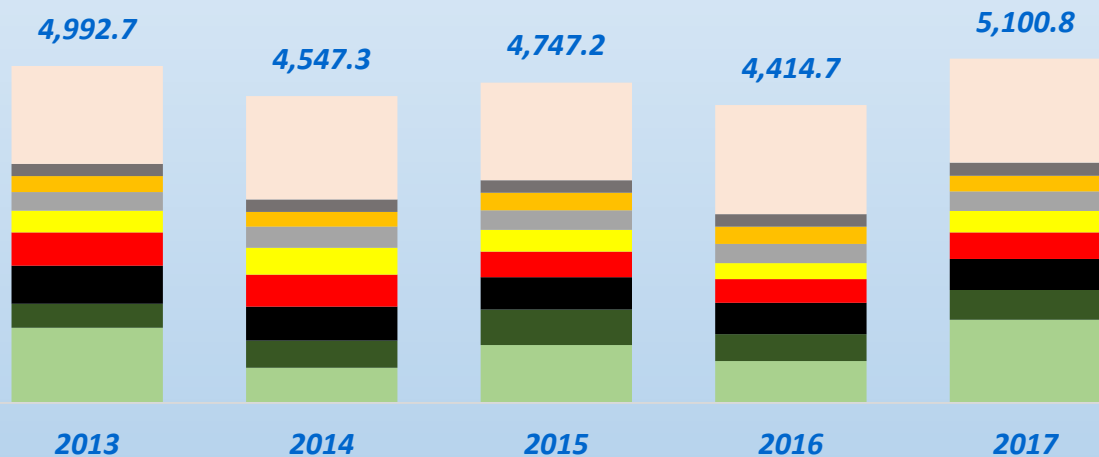


\*Scandinavia: Denmark, Norway, Iceland

## Year 2017: World

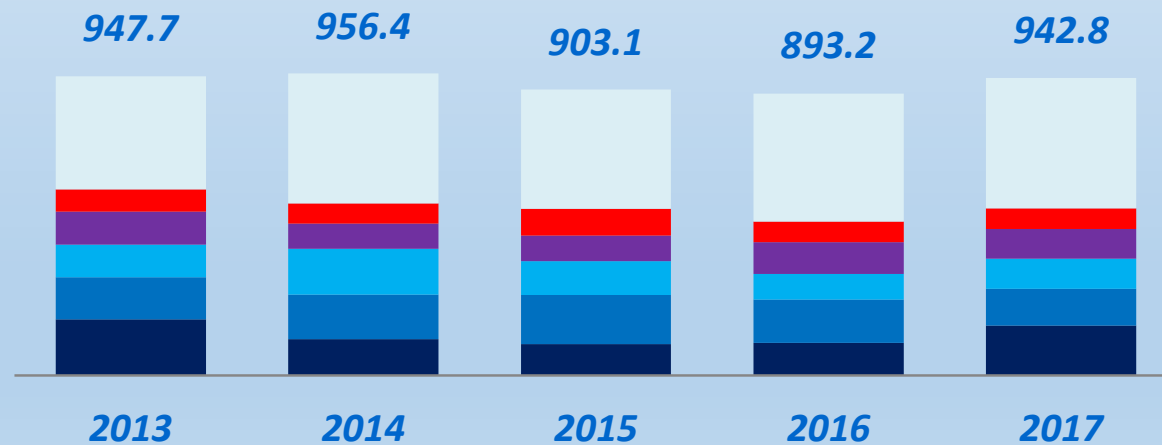
*Fishmeal world production ('000 mt)*

■ Peru ■ Scandinavia\* ■ China,PR ■ Thailand ■ Chile ■ Vietnam ■ U.S.A ■ Japan ■ Others



*Fish oil world production ('000 mt)*

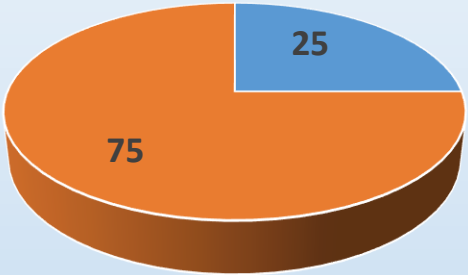
■ Peru ■ Scandinavia\* ■ Chile ■ U.S.A ■ China,PR ■ Other





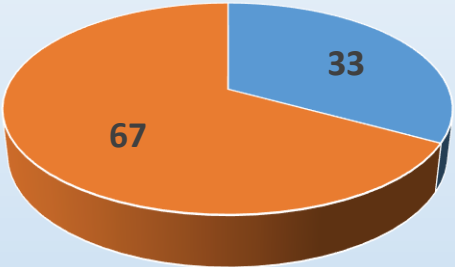
# Raw material

Estimated by Shepherd, 2012



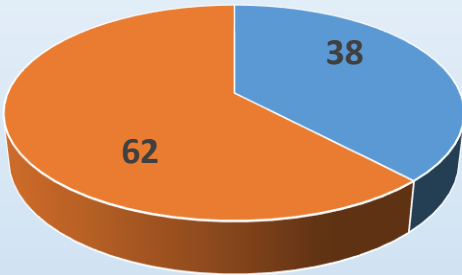
■ Byproducts ■ Whole fish

Calculated by Newton, 2016



■ Byproducts ■ Whole fish

Predicted by FAO for 2025 (2016)



■ Byproducts ■ Whole fish

FAO (2016) “non-official estimates for FM production from byproduct are 25-35%”

TABLE 2  
FISHMEAL PRODUCTION (TONNES ,000)

Region	From Whole fish	From By-product	Total	% from By Product
Europe	320	381	701	54
Asia (exc China)	580	454	1,034	44
China	281	152	433	35
M East	42	13	55	23
CIS	57	27	84	32
Africa	146	60	206	29
S. America	1,532	289	1,821	16
N. America	170	118	288	41
Oceania	2	14	16	85
<b>Totals</b>	<b>3,131</b>	<b>1,508</b>	<b>4,639</b>	<b>33</b>



UNIVERSITY OF STIRLING





# Whole fish sources by species:

INDUSTRIAL GRADE FORAGE	Landings tonnes
Gulf menhaden ( <i>Brevoortia patronus</i> )	479,000
Atlantic menhaden ( <i>Brevoortia tyrannus</i> )	212,000
Sand-eel ( <i>Ammodytes spp.</i> )	486,500
<b>Total 1,175,000 tonnes of which 100% converted</b>	
FOOD GRADE FORAGE	
Peruvian anchovy ( <i>Engraulis ringens</i> )	8,468,000
Japanese anchovy ( <i>Engraulis japonicus</i> )	1,567,000
South African anchovy ( <i>Engraulis encrasicolus</i> )	228,000
Sprat ( <i>Sprattus sprattus</i> )	262,000
Blue whiting ( <i>Micromesistius poutassou</i> )	678,500
Capelin ( <i>Mallotus villosus</i> )	958,500
<b>Total 12,162,000 tonnes of which an estimated 90% was converted</b>	
PRIME FOOD FISH	
Atlantic herring ( <i>Clupea harengus</i> )	656,500
European sardine ( <i>Sardina pilchardus</i> )	639,000
Chilean jack mackerel ( <i>Trachurus murphyii</i> )	1,870,000
Japanese jack mackerel ( <i>Trachurus japonicas</i> )	320,000
Chub mackerel ( <i>Scomber japonicus</i> )	1,403,500
Californian sardine ( <i>Sardina sagax caerulea</i> )	556,000
South African sardine ( <i>Sardina sagax</i> )	263,000
<b>Total 5,708,000 tonnes (average landings 2001 – 2006) of which an unknown percentage was converted</b>	


after Wijkström, 2011



## Ray Hilborn study disputes previous findings on forage fish

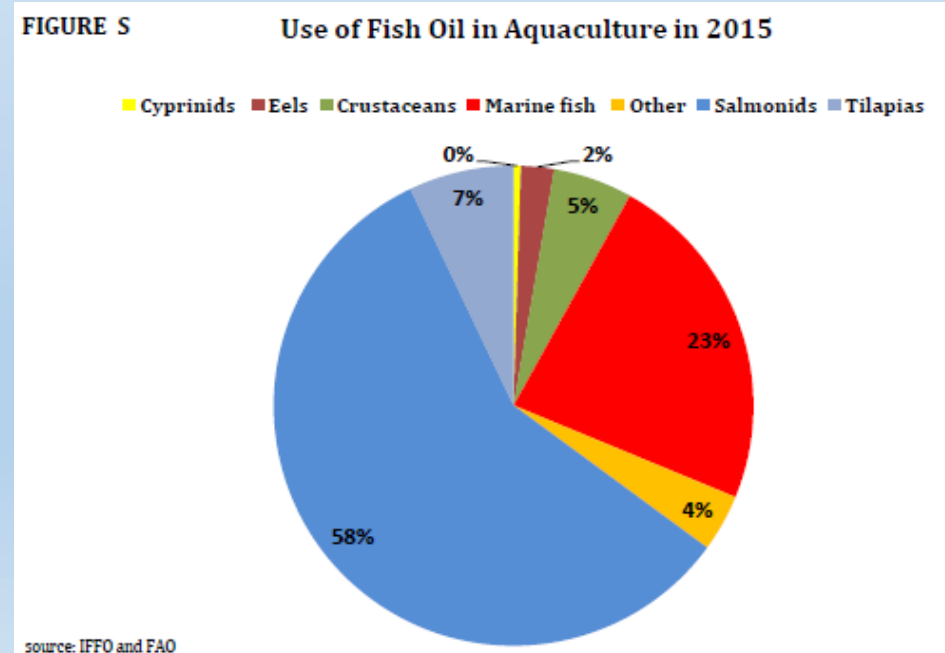
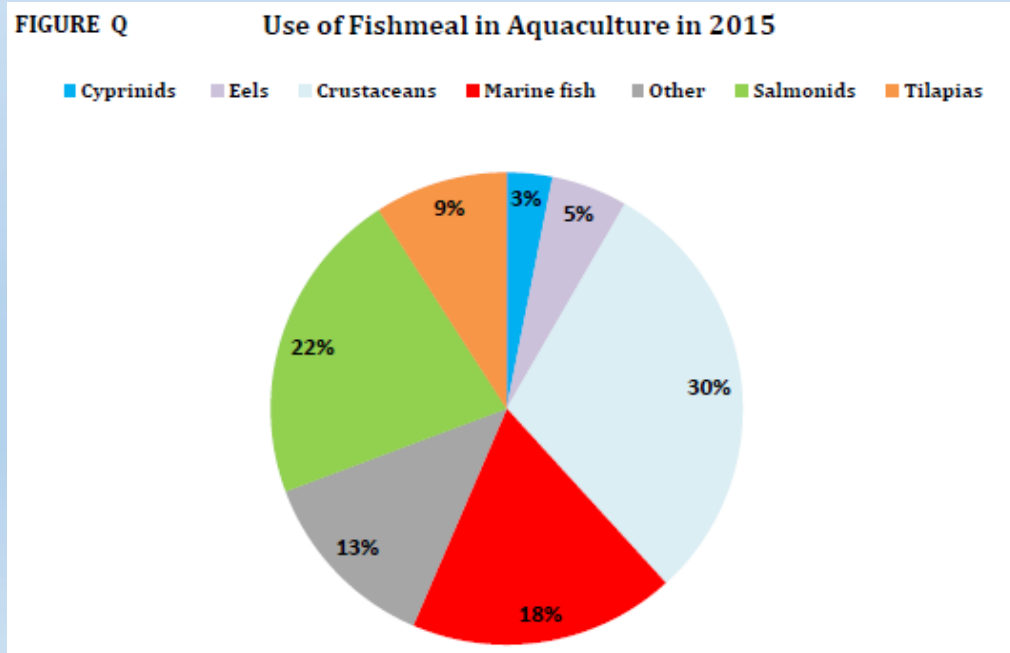
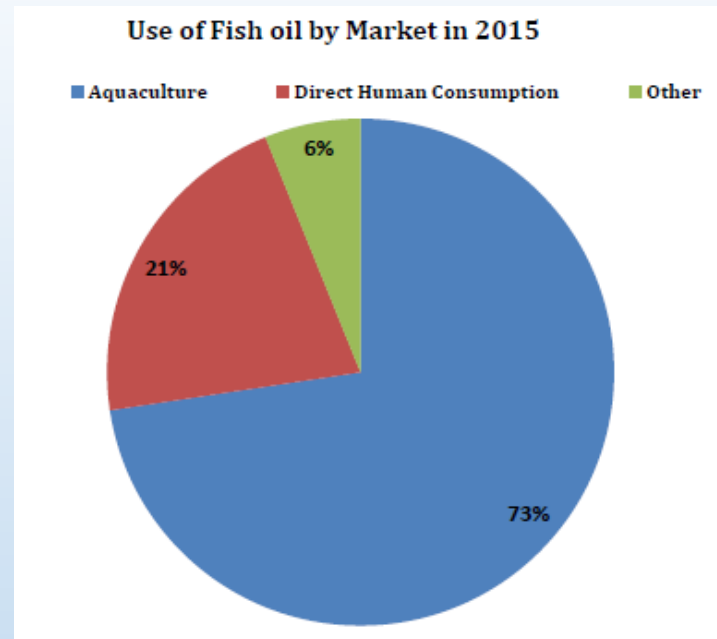
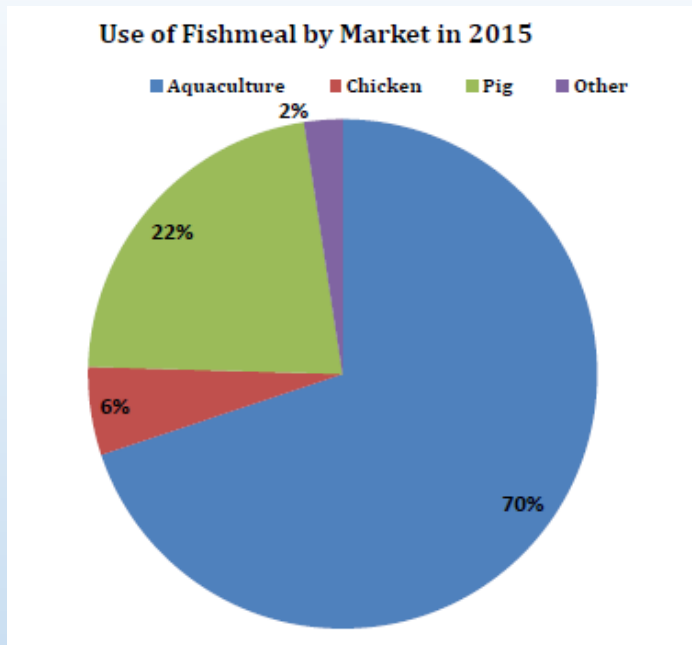
By Cliff White  
Published on April 3, 2017

SHARE [f](#) [t](#) [in](#) [e](#)



A new study has been published today by a scientific group led by University of Washington fisheries researcher Ray Hilborn that disputes previous findings on the impact of human and natural predation on forage fish such as anchovies, sardines and herring.

# Demand



# Should we feed fish to fish or people?



## Peruvian Anchovy Why feed, not food?

### Overview

Peruvian anchovy have some of the highest amounts of EPA and DHA polyunsaturated fatty acids. Although eaten as whole fish, the majority of Peruvian anchovy are turned into fish oil, both for feed and capsules, and fishmeal, predominantly used in animal and aqua feeds. The comparatively low rates of direct human consumption have led some to accuse the industry and the Peruvian Government of depriving local communities of a valuable food source. However, after consulting Peru's National Fisheries Society (SNP), it is clear that a lot of effort has gone into promoting direct human consumption over the years, yet that market remains very small.





# Marine ingredients are the foundation for modern fed aquaculture

- Fishmeal and fish oil feeds met farmed species nutritional needs in the early, developing industry
- Allowed development of technology in other areas, e.g. systems, farmed fish health, and therefore supported overall industry development
- Constraints in supply appeared once industry had reached sufficient scale
- Partial substitution in feeds prompted by economics (not sustainability) – especially for trout (profit margins)
- ***“Fishmeal and fish oil are still considered the most nutritious and digestible ingredients for farmed fish feeds”*** (FAO, 2016)




Fig. 25 Square timber-framed floating cages




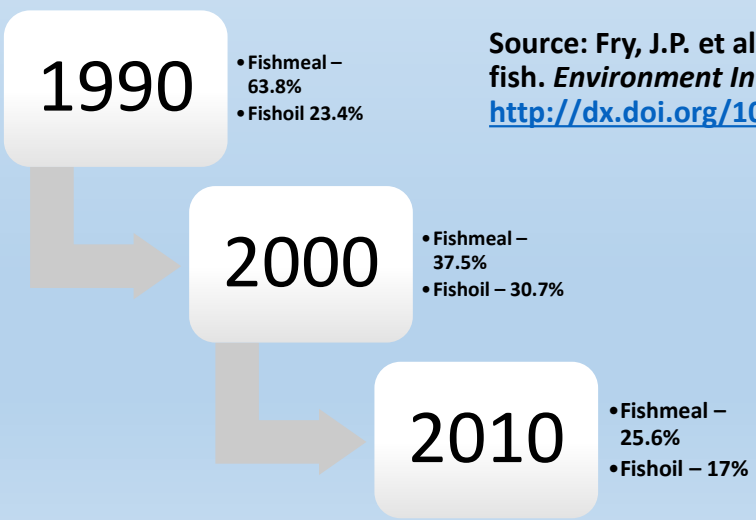
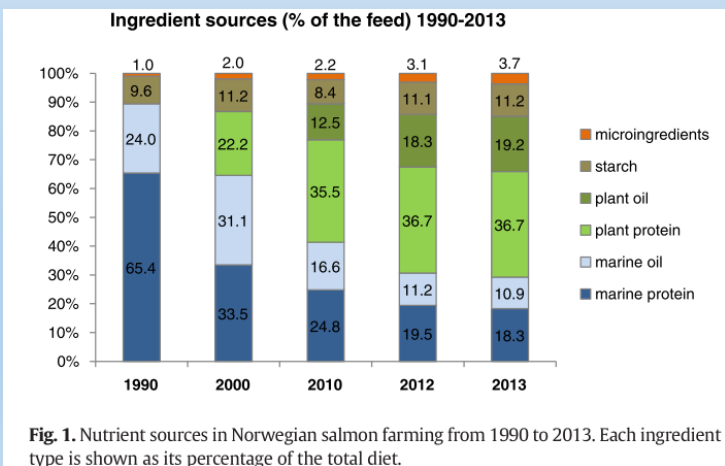
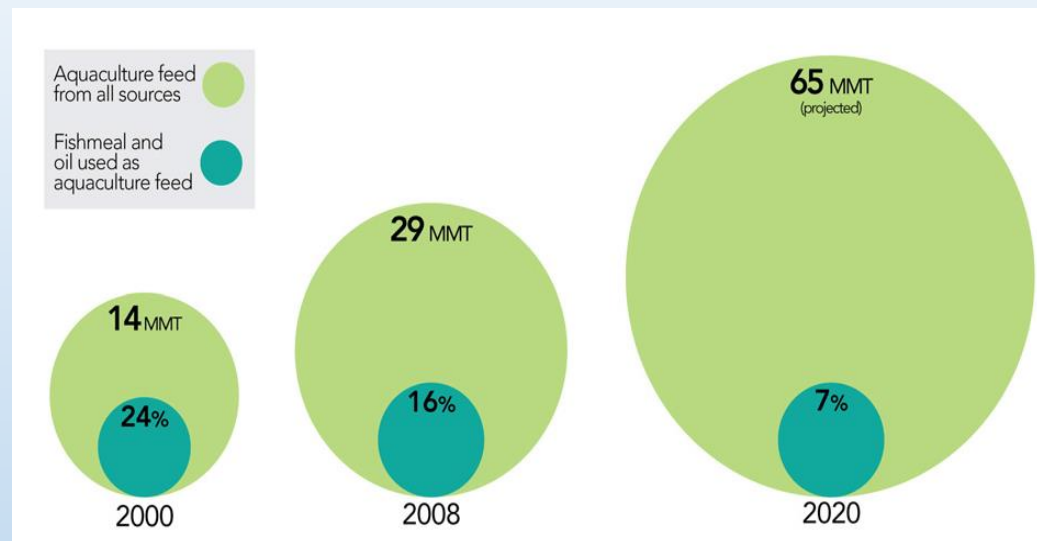
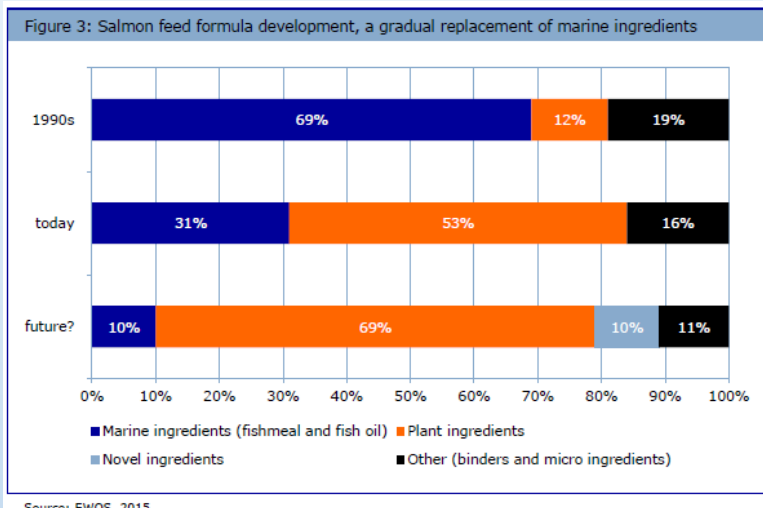
Fig. 27 Six-sided floating cages

Source, FAO:

<http://www.fao.org/docrep/field/003/T5817E/T5817E01.htm>



# Aquaculture continues to grow, resulting in lower inclusion rates (supply ≠ demand)...



Source: Fry, J.P. et al., 2016. Environmental health impacts of feeding crops to farmed fish. *Environment International*, 91, pp.201–214. Available at: <http://dx.doi.org/10.1016/j.envint.2016.02.022>

**Reduction in inclusion rates driven mostly by price, not by sustainability concerns/certification.....**

# Nutritional importance:

- Fishmeal
  - High in protein
  - Excellent digestibility
  - Amino acid profile (meets requirements for carnivorous fish species)
  - Micronutrients – vitamins and minerals
- Fish oil
  - Energy provision
  - LC polyunsaturated fatty acids (EPA & DHA)
- Important factors for:
  - Growth
  - Quality
  - Health

Table 3. Percentage of essential amino acids (EAA)<sup>1</sup> in fishmeal (FM), rendered meat meal (MM), poultry by-product meal (PBM), blood meal (BM), soybean meal (SBM). Percentage of crude protein in the meal (in parenthesis).

Essential Amino Acid	FM (64.5%) <sup>2</sup>	MM (55.6%) <sup>2</sup>	PBM (59.7%) <sup>2</sup>	BM (89.2%) <sup>2</sup>	SBM (50.0%) <sup>2</sup>
Arginine	3.82	3.60	4.06	3.75	3.67
Histidine	1.45	0.89	1.09	5.14	1.22
Isoleucine	2.66	1.64	2.30	0.97	2.14
Leucine	4.48	2.85	4.11	10.82	3.63
Lysine	4.72	2.93	3.06	7.45	3.08
Methionine + Cystine <sup>3</sup>	2.31	1.25	1.94	2.32	1.43
Phenylalanine + Tyrosine <sup>4</sup>	4.35	2.99	3.97	8.47	4.20
Threonine	2.31	1.64	0.94	3.76	1.89
Tryptophan	0.57	0.34	0.46	1.04	0.69
Valine	2.77	2.52	2.86	7.48	2.55

<sup>1</sup>The percentage values for the EAA composition of each feedstuff were taken from the 1993 NRC (National Research Council, Nutrient Requirements of Fish, National Academy of Sciences, Washington, DC).

<sup>2</sup>Percentage of total crude protein in feedstuff.

<sup>3</sup>Cystine can be synthesized from methionine.

<sup>4</sup>Tyrosine can be synthesized from phenylalanine.





# Importance of micronutrients – Minerals

- Requirements vs. optimal growth/health?
- Fishmeal as source of calcium, phosphorus, selenium, zinc & others

## Mineral requirements of fish

### Macrominerals (g/kg diet)

**Calcium**  
**Phosphorus\***  
**Sodium**  
**Potassium\***  
**Chlorine**  
**Magnesium\***  
**Sulfur**

### Microminerals (mg/kg diet) (trace elements)

**Iron**  
**Manganese\***  
**Copper**  
**Zinc\***  
**Cobalt**  
**Selenium\***  
**Iodine\***  
**Molybdenum**

\* Required in the diet, but not always supplemented in practical feeds

# Importance of micronutrients – Vitamins

- Requirements vs. optimal growth/health?
- Different requirements for fish?
- Fishmeal as source of B-group vitamins;
- Fish oil as source of vitamin A, D.

*“Unfortunately, limited research effort has been directed to characterize the pathological changes associated with disorders linked to nutrient deficiencies in fish”*

Lall, S. and Lewis-McCrea, L.M. (2007) Role of nutrients in skeletal metabolism and pathology in fish – An overview. *Aquaculture* 267, 3-19 doi:10.1016/j.aquaculture.2007.02.053

## Vitamin requirements of salmon and growing chickens (IU or mg/kg dry diet)

Vitamin	Salmon/trout	Chickens
Vitamin A	2500	1500
Vitamin D	2400	200
Vitamin E	50	16
Vitamin K	unknown	0.5
Thiamin	1	1.3
Riboflavin	7	3.6
Pyridoxine	6	3.0
Pantothenic acid	20	10
Niacin	10	11
Biotin	0.15	0.10
Folic acid	2	0.25
Vitamin B <sub>12</sub>	0.01	0.003
Ascorbic acid	50	not required
Choline	800	500
myo-Inositol	300	not required

\*values in yellow are lower for chickens

Extract from: Ronald W. Hardy, University of Idaho, Fish Nutrition Research Differences and similarities with livestock nutrition and what the future holds. Part I.: <http://www.pitt.edu/~super4/33011-34001/33021.ppt>

# Marine Ingredients & Aquafeed Palatability

- Often overlooked
- Important = feed intake
- Fishmeal known to play an important role



***“Poor palatability is a limiting factor for replacing fishmeal with other protein sources in aquaculture”***

***“The feed-palatability issue may be overcome, perhaps through the inclusion of krill meal”***

Journal of Ocean University of China  
June 2016, Volume 15, Issue 3, pp 561-567

Palatability of water-soluble extracts of protein sources and replacement of fishmeal by a selected mixture of protein sources for juvenile turbot (*Scophthalmus maximus*)

Authors Authors and affiliations

Chun Dong, Gen He, Kangsen Mai, Huihui Zhou, Wei Xu

Wilding, T. A., Kelly, M. S. and Black, K. D. (2006) Alternative marine sources of protein and oil for aquaculture feeds: state of the art and recommendations for further research. The Crown Estate, 63 pages, December 2006. ISBN (10): 0-9553427-4-0, ISBN (13): 978-0-9553427-4-5.

# Fish Nutrition - alternatives

- Protein:

- Soybean
- Wheat
- Bloodmeal
- LAPs
- Insect
- Algae

- Oil:

- Canola
- Camelina (future?)
- Algae

Different amino acid profiles – may require supplementation to meet nutritional needs....

Table 2. Plant ingredients used in Norwegian salmon feed production in 2010 and 2013 (Nofima, 2014).

Plant ingredients (tonnes)		2012	2013
Protein sources	Soy protein concentrate	346 730	364 980
	Wheat gluten	94 137	99 348
	Sunflowermeal	97 137	65 039
	Peaprotein concentrate	12 936	7917
	Fababeans	30 753	24 971
	Dehulled horse beans	4442	
	Maize	12 509	28 640
Sum plant protein sources		598 861	590 896
Oil sources	Rapeseed oil	298 991	309 497
	Other plant oils	0	0
Sum plant oil		298 991	309 497
Binders	Wheat	161 432	158 992
	Pea	16 466	22 055
	Tapioca	3396	
Sum plant ingredients		1 079 146	1 081 439

Taken from: Shepherd C J1, Monroig O2 and Tocher D R2. 2015. **Production of high quality, healthy farmed salmon from a changing raw material base, with special reference to a sustainable Scottish industry.** A study commissioned by the Scottish Aquaculture Research Forum (SARF), <http://www.sarf.org.uk/cmsassets/documents/216181-554802.sarfsp007.pdf>

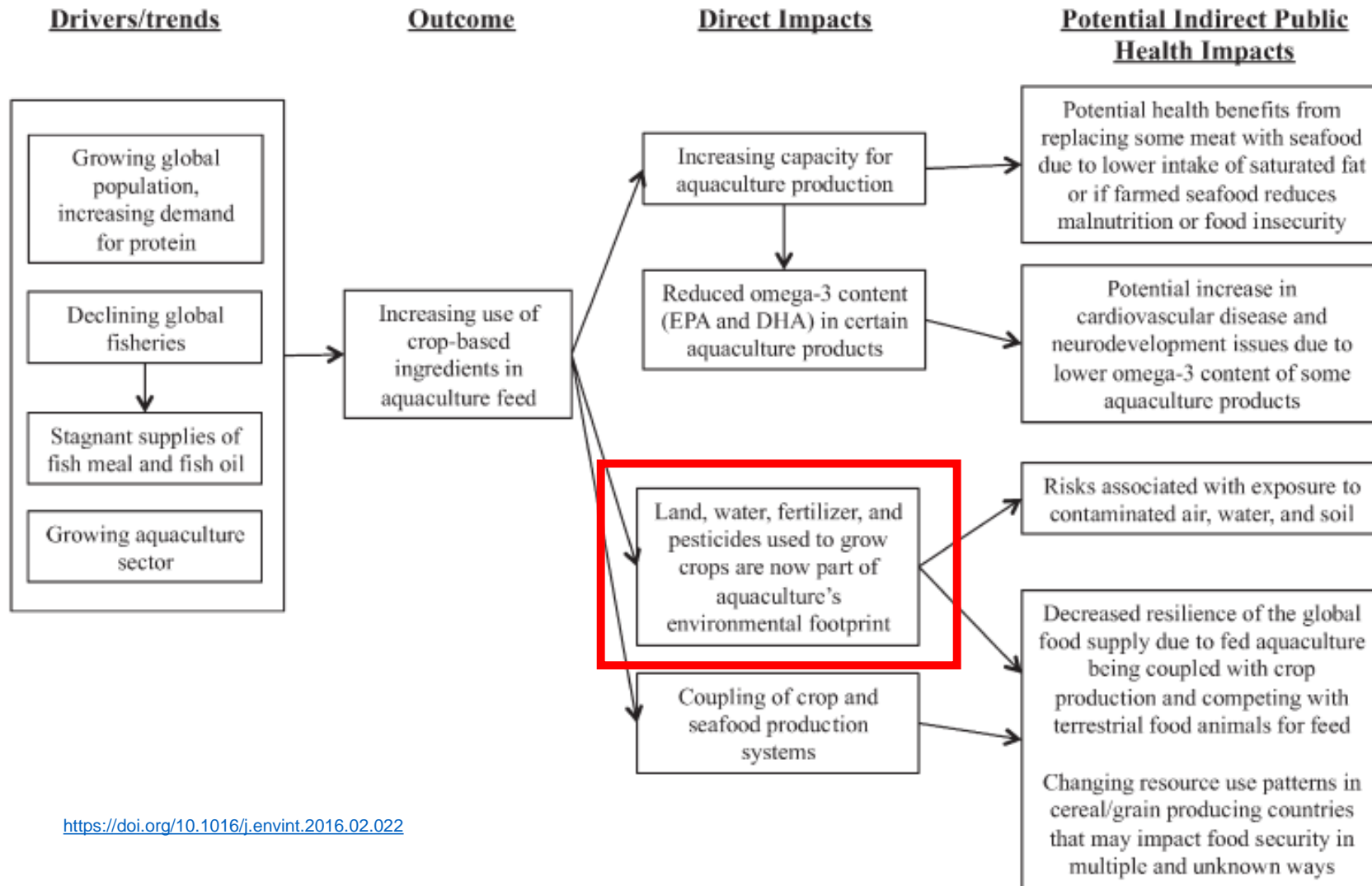
**Table C3. Range of antinutrients present in some common plant ingredients**

Antinutrient	Ingredient					
	Soybean meal	rapeseed meal	Lupin meal	Pea	Faba bean	Sunflower meal
Proteinase inhibitors	X	X	X	X	X	X
saponins	X		X	X		X
phytic acid	X	X		X		
Lectins	X			X	X	
Glucosinolates		X				
phytoestrogens	X		X			
phytosterols	X					
antivitamins	X			X		
Alkaloids			X		X	
allergens	X					
arginase inhibitor						X
cyanogens				X		
Tannins		X		X	X	
Vicine/convicine					X	

# Changing Impacts as aquaculture grows...

*J.P. Fry et al / Environment International 91 (2016) 201–214*

211



# Summary Comparison: Marine vs Terrestrial Ingredients

Group	Parameter	Fishmeal	Vegetable meals	Land Animal Proteins
Market	Price	●	●	●
Market	Consumer acceptance	●	●	●
Market	Sustainability perception	●	●	●
Nutritional	Protein content	●	●	●
Nutritional	Energy content	●	●	●
Nutritional	Antinutritional factors	●	●	●
Nutritional	Digestibility	●	●	●
Nutritional	Micronutrients	●	●	●
Environmental	Water use	●	●	●
Environmental	Energy use	●	●	●
Environmental	GHG	●	●	●
Environmental	Fertiliser use	●	●	●
Environmental	Pesticide (& medicine) use	●	●	●
Environmental	Land use	●	●	●

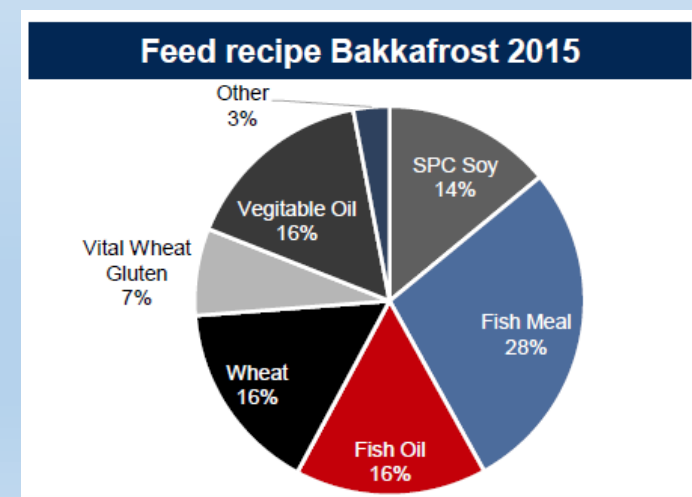
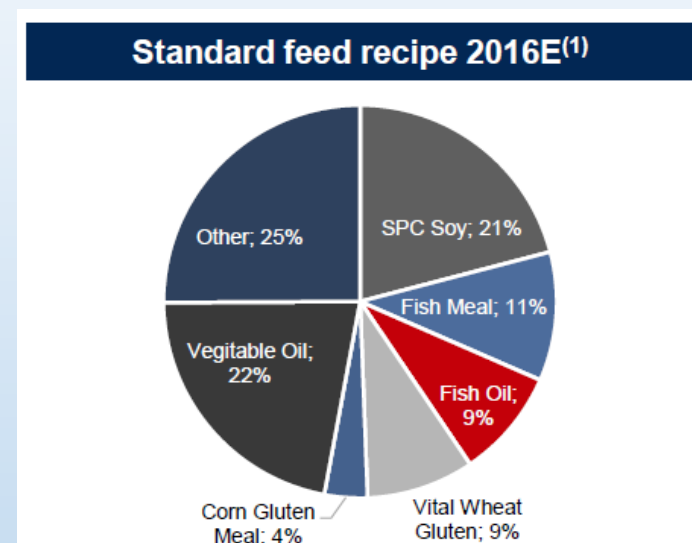
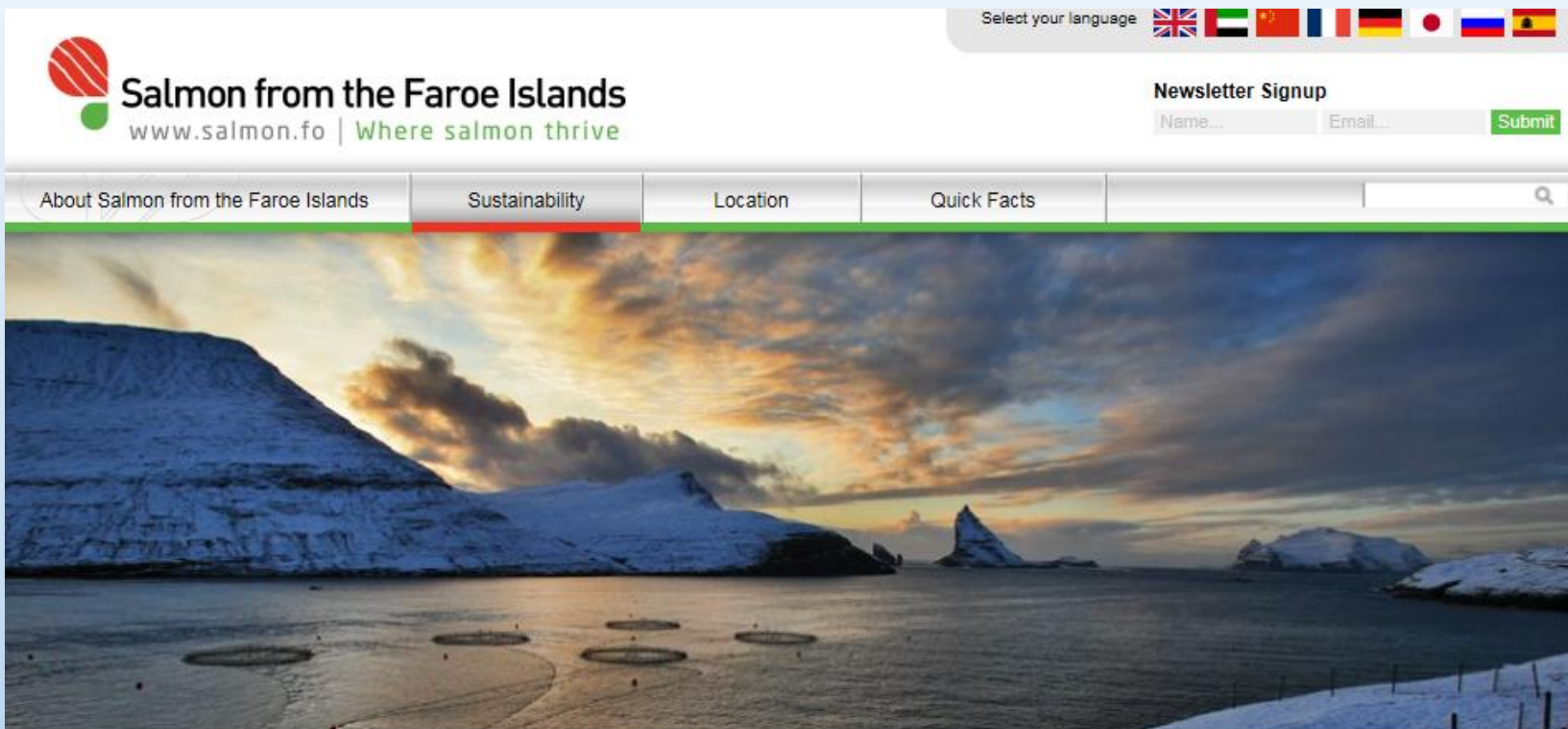




Harvest from the land  
or from the sea?



# Case study – Faroe Islands

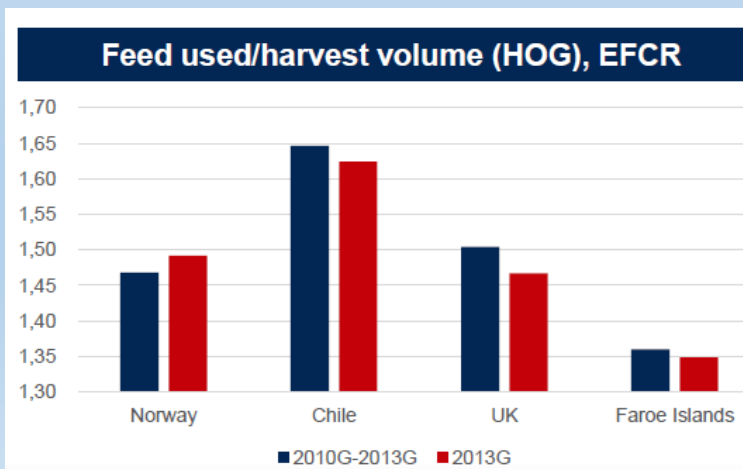
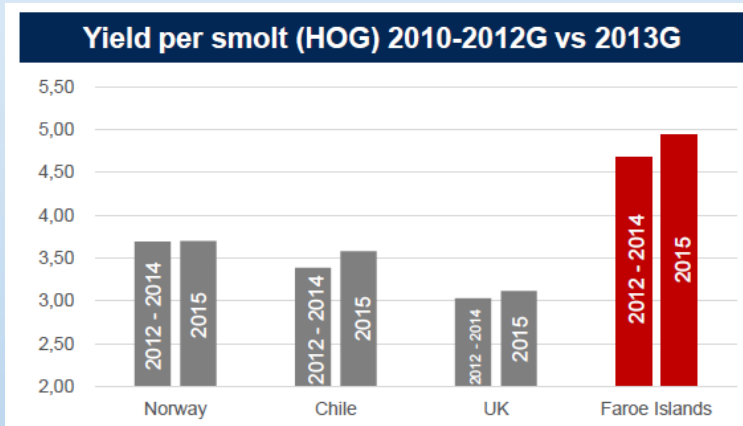
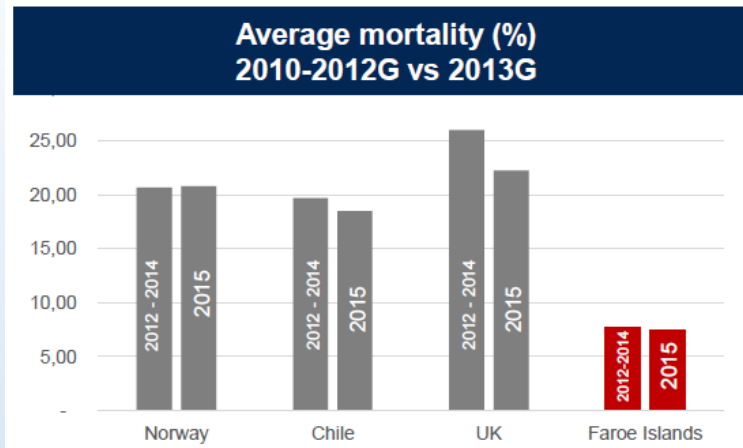


**Bakkafrost data:**

<https://dsrqhvon5mja8.cloudfront.net/media/1542/bakkafrost-presentation-cmd-7-june-2016.pdf>

# Performance?

- Mortality rate
- Yield
- FCR



Bakkafrost data:

<https://dsrqhvon5mja8.cloudfront.net/media/1542/bakkafrost-presentation-cmd-7-june-2016.pdf>

# Traceability and Certification



Since launch of IFFO RS in 2009

- 118 certified producers
- 40% of global production
- Supported by all leading feed companies

<https://www.youtube.com/watch?v=0S9lfs3GDsM> (9 mins)

# Summary

- Resilient, well managed supply with growth potential
- Marine ingredients are the foundation for modern fed aquaculture;
- Marine ingredients have nutritional benefits;
- Those benefits have +ve impacts on survival, growth and feed efficiency;
- All ingredients are complementary and support the growth of the aquaculture industry – volume is required;
- Measurable sustainability impacts cover all ingredients;
- Environmental impacts for marine ingredients differ from those of terrestrial ingredients (it is not a case of sustainability credentials).



# Get the balance right

- Cost
- Availability



- Growth rate
- Animal Health
- Environmental impact

*AS WELL AS, NOT INSTEAD OF*



Thanks for listening.

